

Scaled data based on original data using
LM-79-08 Approved Method: Electrical and Photometric Measurements of Solid-
State Lighting Products

Test Report Prepared for
Cooper Lighting Solutions
(formerly Eaton)

Brand: McGRAW-EDISON

Report Number: P450770

Luminaire Tested: **GALN-SA1C-760-U-5MQ**

Issue Date: 1/4/2021

Test Information

Test Method: LM-79-08
Report Number: P450770
TEST IS SCALED FROM IESNA LM-79-08 TEST DATA (G3-2011-042-2)
Test Lab: INNOVATION CENTER
Issue Date: 1/4/2021
Manufacturer: COOPER LIGHTING SOLUTIONS (FORMERLY EATON)
Product Line: MCGRAW-EDISON
Catalog Number: GALN-SA1C-760-U-5MQ
Description: GALLEON AREA AND ROADWAY LUMINAIRE
(1) 70 CRI, 5700K, 1050mA LIGHTSQUARE WITH 16 LEDS AND TYPE V MEDIUM OPTICS
Light Source: -
Ballast/Driver: ELECTRONIC DRIVER

Summary

Lumens per Lamp: N/A
Luminaire Lumens: 7461 lumens
Efficiency: N/A
Efficacy: 130.9 lumens/watt
Luminous Opening: Rectangular (W 0.5' x L: 0.5' x H: 0')
IES Classification: Type V - Short
BUG Rating: B3 - U0 - G1

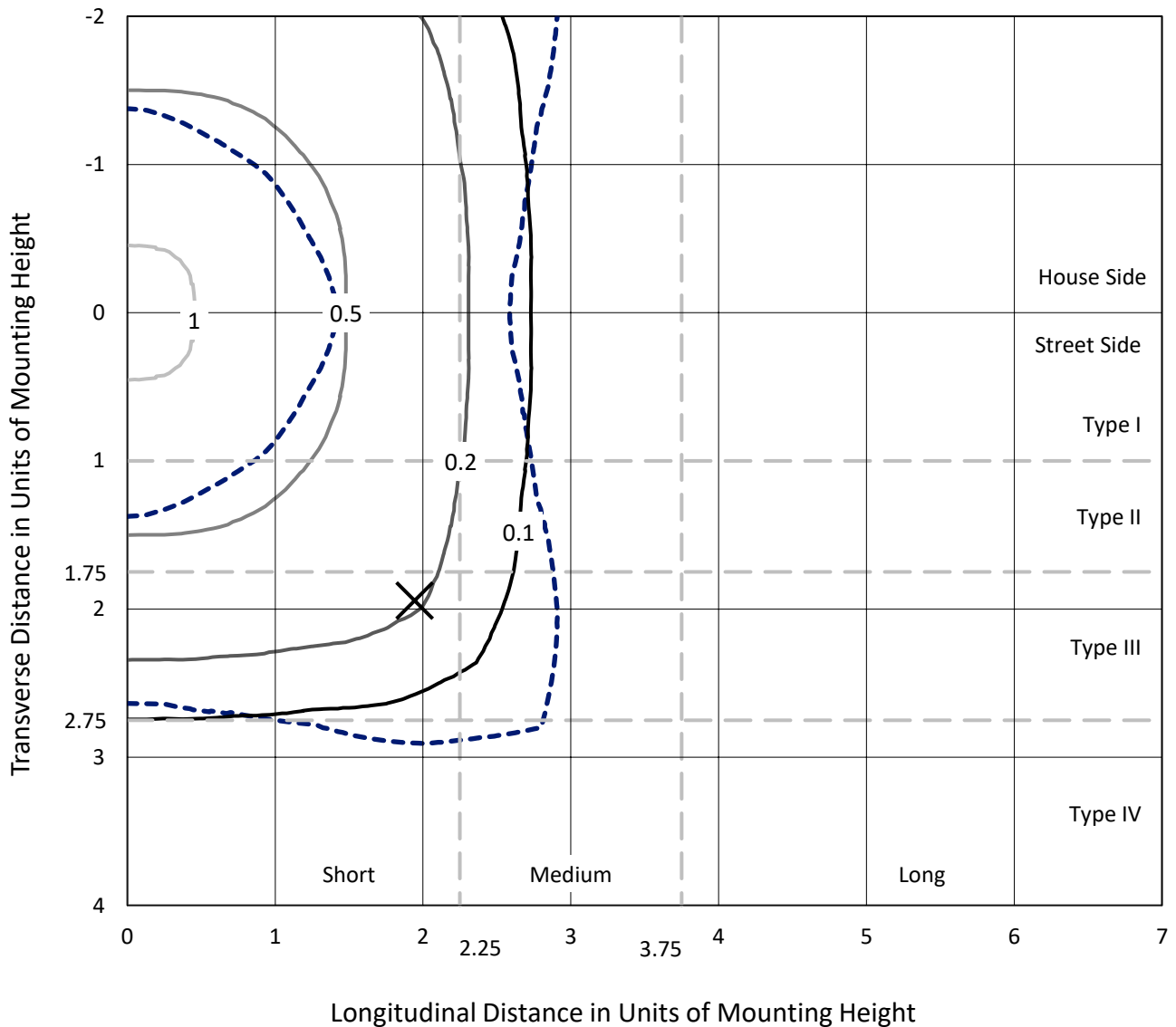
Input Watts (W): 57
Input Voltage (V): NR
Input Current (A_{in}): NR
Voltage Rise (V): NR
Power Factor: NR
Total Harmonic Distortion (THDi): NR
Frequency (hertz): 60
Stabilization Time: NR
Operation Time: NR
Ambient Temperature (°C): NR
Test Distance: 24 FT



REPORT NUMBER: P450770
 CATALOG NUMBER: GALN-SA1C-760-U-5MQ

Iso-Footcandle Lines of Horizontal Illumination

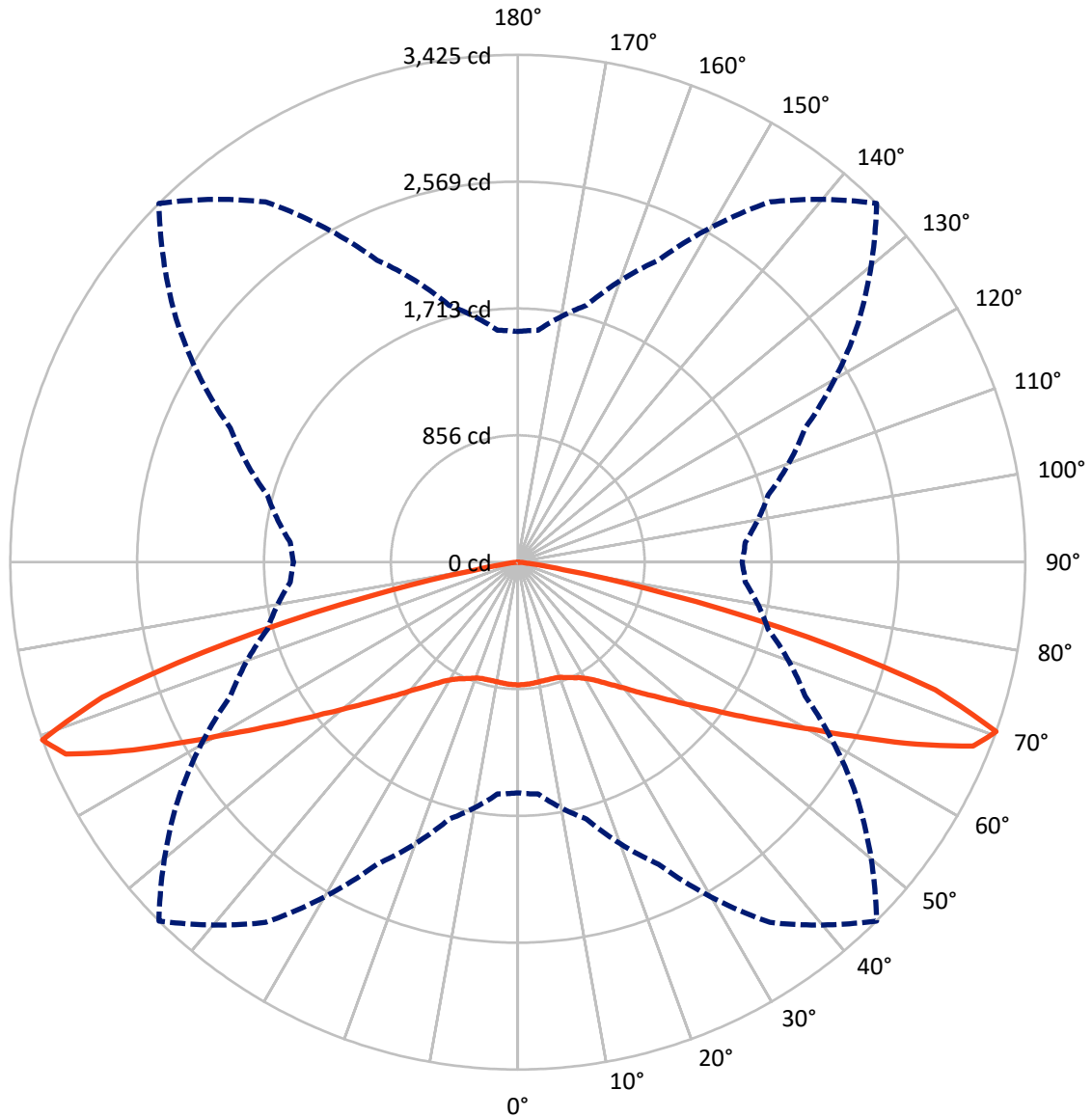
× Max cd
 - - - 1/2 Max cd



Based on 25 foot mounting height. Maximum calculated value = 1.3 fc
 Type V - Short - N/A

REPORT NUMBER: P450770
CATALOG NUMBER: GALN-SA1C-760-U-5MQ

Luminous Intensity Polar Plot



— Vertical Plane Through 45-Deg Lateral - - - Horizontal Cone Through 70-Deg Vertical

REPORT NUMBER: P450770

CATALOG NUMBER: GALN-SA1C-760-U-5MQ

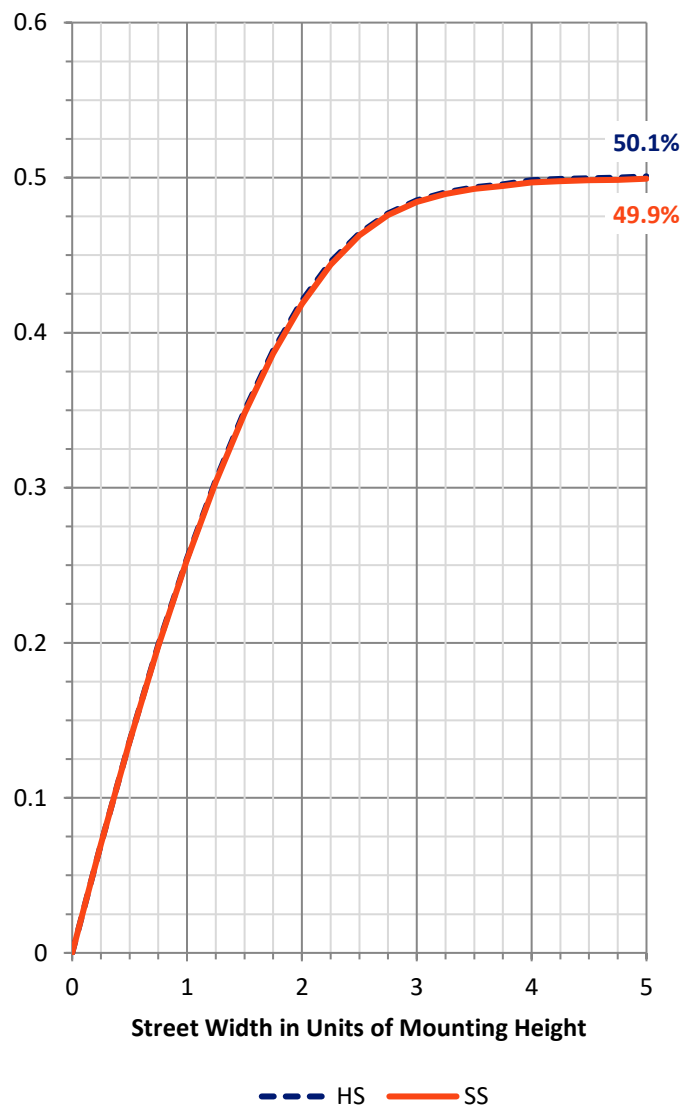
FLUX DISTRIBUTION:

		Downward	Upward	Total
House Side	Lumens	3730.5	0.0	3730.5
	% Fixture	50.0	0.0	50.0
Street Side	Lumens	3730.5	0.0	3730.5
	% Fixture	50.0	0.0	50.0
Total	Lumens	7461.0	0.0	7461.0
	% Fixture	100.0	0.0	100.0

ZONAL LUMENS:

Zone	Lumens	% Fixture
0°-10°	78.6	1.1
10°-20°	230.5	3.1
20°-30°	394.3	5.3
30°-40°	625.8	8.4
40°-50°	1009.7	13.5
50°-60°	1642.7	22.0
60°-70°	2381.4	31.9
70°-80°	1056.3	14.2
80°-90°	41.7	0.6
90°-100°	0.0	0.0
100°-110°	0.0	0.0
110°-120°	0.0	0.0
120°-130°	0.0	0.0
130°-140°	0.0	0.0
140°-150°	0.0	0.0
150°-160°	0.0	0.0
160°-170°	0.0	0.0
170°-180°	0.0	0.0
0°-90°	7461.0	100.0
0°-180°	7461.0	100.0

Coefficient of Utilization



REPORT NUMBER: P450770

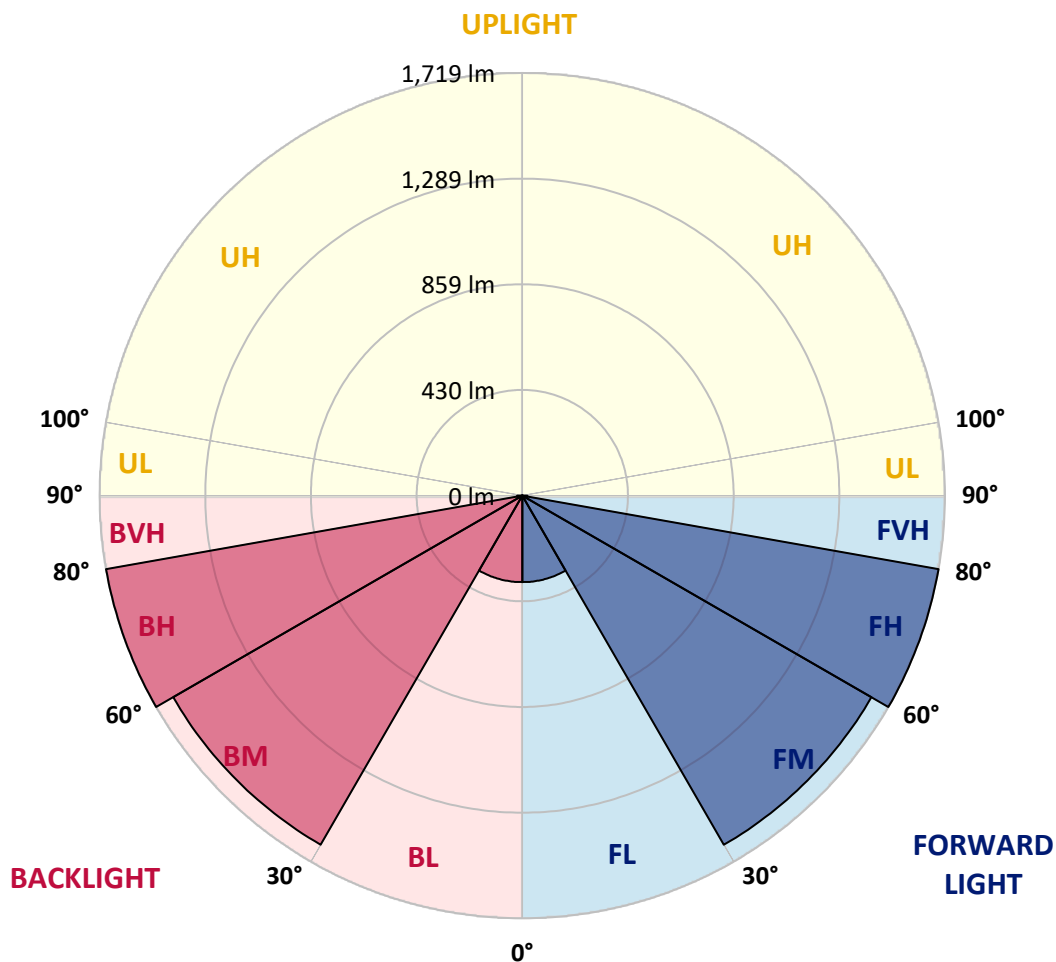
CATALOG NUMBER: GALN-SA1C-760-U-5MQ

LUMINAIRE CLASSIFICATION SYSTEM LUMEN TABLE AND BUG RATING:

Zone	Lumens	% Fixture	Zone Rating/Lumen Limit		
			B	U	G
FL (0°-30°)	351.7	4.7			
FM (30°-60°)	1639.1	22.0			
FH (60°-80°)	1718.8	23.0			G1/1800
FVH (80°-90°)	20.8	0.3			G1/100
BL (0°-30°)	351.7	4.7	B1/500		
BM (30°-60°)	1639.1	22.0	B2/2500		
BH (60°-80°)	1718.8	23.0	B3/2500		G1/1800
BVH (80°-90°)	20.8	0.3			G1/100
UL (90°-100°)	0.0	0.0		U0/0	
UH (100°-180°)	0.0	0.0		U0/0	

BUG Rating: B3-U0-G1

Type V Short





REPORT NUMBER: P450770
 CATALOG NUMBER: GALN-SA1C-760-U-5MQ

CANDELA DISTRIBUTION (FULL):

	0°	5°	15°	25°	35°	45°	55°	65°	75°	85°	90°
0°	828.5	828.5	828.5	828.5	828.5	828.5	828.5	828.5	828.5	828.5	828.5
2.5°	828.5	829.3	828.1	827.3	826.9	826.9	826.5	826.9	829.3	829.7	828.5
5°	826.1	826.9	826.5	825.8	825.4	825.4	825.0	824.6	826.5	827.3	826.9
7.5°	823.0	823.4	823.0	822.6	823.0	822.6	821.4	820.6	822.2	822.2	821.8
10°	817.5	818.3	817.9	818.3	819.1	819.1	817.5	815.9	816.3	815.5	815.5
12.5°	810.8	812.0	812.4	814.0	815.9	818.3	814.7	811.2	810.4	810.0	809.6
15°	806.5	807.7	809.2	810.8	814.4	819.5	814.4	808.8	807.3	805.7	804.9
17.5°	805.3	806.9	809.2	811.6	816.3	821.4	817.1	811.6	807.7	805.3	804.5
20°	808.5	809.6	813.2	817.5	824.2	829.3	825.0	819.1	813.2	809.6	808.5
22.5°	814.7	816.7	821.0	828.9	838.3	845.8	839.9	830.1	820.6	815.9	814.4
25°	828.5	830.1	835.2	845.8	856.8	863.9	857.6	846.2	833.2	826.9	825.0
27.5°	849.3	851.7	857.2	869.8	878.8	882.8	878.4	870.6	861.1	854.5	852.9
30°	878.8	881.6	889.9	903.2	909.1	911.5	909.5	904.4	897.7	890.6	889.1
32.5°	918.6	920.1	929.6	942.1	947.7	948.4	946.1	943.7	932.7	920.9	920.1
35°	963.0	965.7	977.1	992.1	997.2	997.6	992.9	989.3	976.4	966.9	966.9
37.5°	1022.0	1023.2	1034.2	1051.1	1056.6	1055.0	1052.6	1049.5	1035.7	1023.5	1023.9
40°	1091.2	1093.5	1103.0	1122.6	1122.6	1120.7	1122.2	1119.9	1106.1	1094.3	1094.7
42.5°	1173.4	1174.5	1185.9	1206.8	1205.2	1201.3	1202.9	1199.7	1191.1	1177.7	1173.0
45°	1261.0	1265.8	1285.4	1305.5	1302.3	1289.8	1296.0	1295.3	1287.4	1267.3	1268.5
47.5°	1366.8	1374.7	1393.6	1417.5	1414.0	1394.3	1401.4	1406.1	1395.1	1373.1	1369.2
50°	1486.0	1491.1	1519.0	1541.4	1538.3	1517.4	1533.5	1534.3	1506.8	1475.7	1475.7
52.5°	1613.0	1618.1	1655.8	1690.8	1692.8	1662.5	1675.5	1674.7	1629.9	1589.0	1581.1
55°	1755.3	1757.7	1806.4	1858.0	1869.0	1839.5	1841.0	1825.3	1767.1	1719.5	1715.2
57.5°	1902.4	1911.0	1964.9	2031.8	2064.4	2046.3	2038.0	1996.0	1939.7	1885.1	1882.3
60°	2065.2	2065.6	2135.6	2214.6	2280.7	2292.9	2259.0	2202.8	2130.1	2057.7	2054.6
62.5°	2178.0	2194.9	2283.4	2417.1	2535.5	2603.9	2514.6	2396.7	2253.5	2136.7	2124.9
65°	2201.2	2212.6	2347.5	2574.0	2815.8	2963.3	2756.8	2506.0	2261.8	2106.1	2098.2
67.5°	2013.7	2025.9	2207.5	2555.1	3012.4	3314.8	2914.1	2453.3	2121.8	1929.1	1913.8
70°	1557.5	1571.3	1795.8	2249.2	2968.8	3425.3	2802.1	2139.9	1749.8	1541.8	1513.9
72.5°	828.1	878.8	1070.7	1543.8	2409.6	2949.1	2297.6	1561.5	1128.5	922.5	885.5
75°	302.4	308.7	415.6	684.6	1401.8	2022.3	1455.7	744.8	428.2	330.7	313.8
77.5°	125.0	124.6	136.8	206.8	509.2	1035.7	568.2	218.6	136.4	126.2	124.6
80°	73.9	73.9	81.4	86.1	134.1	312.6	149.8	97.5	81.8	74.7	75.9
82.5°	33.0	35.0	51.5	54.3	64.9	85.7	72.4	62.1	53.5	37.0	33.4
85°	18.1	15.7	27.1	28.3	31.1	31.9	34.2	33.8	31.1	18.1	18.5
87.5°	3.5	4.3	7.9	5.9	6.7	5.9	7.9	11.0	11.4	6.3	5.1
90°	0.0	0.0	0.0	0.0	0.0	0.0	0.0	0.0	0.0	0.0	0.0

(END OF REPORT)